

Postsecondary Planning Timeline for Students



9th Grade

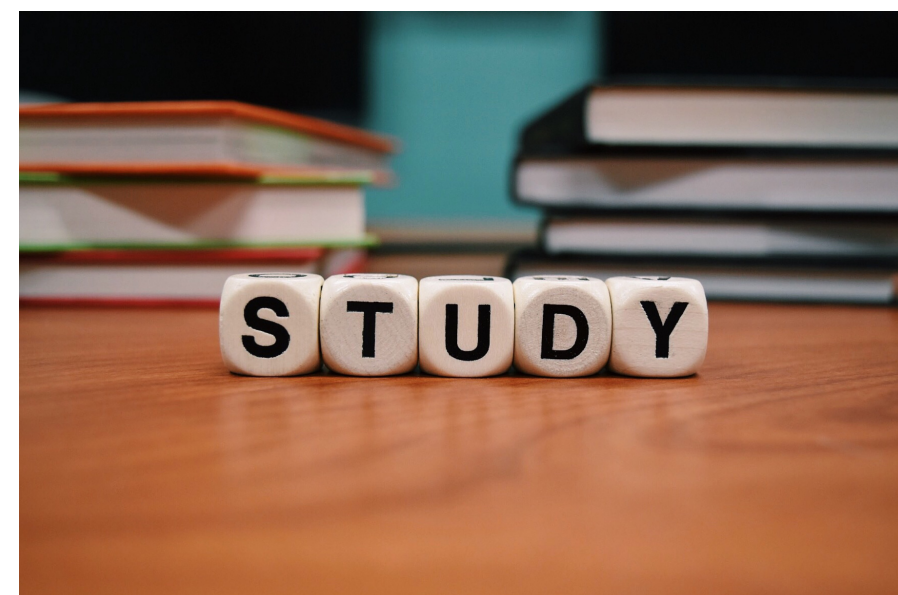
First Quarter

Action Steps

- Review your schedule to ensure it meets college/scholarship requirements.
- Create solid study habits as grades are an important part of college admissions and you want to start strong.
- Build connections with your teachers, as they will be potential recommenders in the future.
- Begin reviewing scholarship lists for eligibility.
- Set up a RaiseMe account to begin earning microsolarships for college.
- Create a Scoir account, build your profile and download Scoir's mobile app.
- Send your parent(s) an invite link to join Scoir.
- Create a professional email address to use for formal communication in high school.
- Explore extracurricular activities that interest you.
- Learn about NCAA Clearinghouse requirements if you are a student-athlete who hopes to receive an NCAA scholarship.
- Research community service opportunities and begin documenting your community service hours.
- Attend your school's college fair to explore various postsecondary options.
- Attend M-DCPS' College Month Virtual Workshop series in October.
- Connect with your school counselor, CAP Advisor, or ESE teacher to learn about postsecondary transition programs available for students with IEP as you plan your postsecondary goal.

Resources

- [Florida Bright Futures Scholarship](#)
- [Scoir: Creating a Student Account](#)
- [RaiseMe: Get Started Guide for Students](#)
- [Standard Diploma- What Parents & Students Need to Know](#)
- [The Benefits of Extracurricular Activities](#)
- [Student Services \(dadeschools.net\)](#) * See Student Services Programs
- [Transition Services](#)




Second Quarter

Action Steps

- Review and reflect on your first quarter report card to reinforce good study habits and provide assistance where necessary.
- Seek tutoring or assistance if necessary to improve academic progress.
- Get involved in extracurricular and community-based activities that interest you.
- Begin composing your resume.
- Continue to seek opportunities for community service including during winter break. This is a great time to do research on community projects and organizations.
- Research options available, including technical colleges and career pathways.
- Familiarize yourself with M-DCPS Diploma Pathways to understand how you can graduate with various diploma designations.
- Choose your "College Preferences" to begin exploring and virtually visiting postsecondary institutions on Scoir. This will assist you in building your Scoir "Following" college list.

Resources

- [Scoir- Setting Your College Preferences](#)
- [Scoir: Creating Your Resume](#)
- [M-DCPS Technical Colleges](#)
- [MDC Career Pathway Programs](#)
- [Diploma Pathways](#)
- [M-DCPS CTE Career Pathways](#)



Postsecondary Planning Timeline for Students



9th Grade


Third Quarter

Action Steps

- Review mid-year grades, reflect on your first grade point average (GPA).
- Familiarize yourself with the GradTrack Report, found in your student portal.
- Learn about weighted vs. unweighted GPA.
- Plan your 10th grade schedule with future academic goals and requirements in mind. Include courses based on rigor, interests and State University requirements (including the required two years of a foreign language).
- Prepare for any AP/IB/AICE exams by attending school site tutoring, workshops and/or visit AP Central for access to AP videos and other resources.
- Familiarize yourself with eligibility requirements for Dual Enrollment courses at local postsecondary institutions.
- Research academic summer programs, internships, and/or community service opportunities.

Resources

- [CollegeBoard AP Central](#)
- [FL SUS Requirements](#)
- [GradTrack Training Videos](#)
- [Unweighted and Weighted GPAs](#)
- [How to Take Your High School Classes to the Next Level](#)



Fourth Quarter

Action Steps

- Enroll in academic summer programs, community projects and/or internships that interest you to build your resume and enhance college and career skills.
- Update your RaiseMe profile to earn micro-scholarships.
- Continue to explore and "follow" postsecondary institutions on Scoir.
- Attend college visits, if possible.
- Explore financial aid and other opportunities to pay for college.

Resources

- [For Students: Create and Export a Resume - Scoir](#)
- [Summer Programs: What, Why and How](#)
- [Adding Extracurriculars to Your RaiseMe Portfolio](#)
- [Financial Aid Can Help You Afford College](#)

